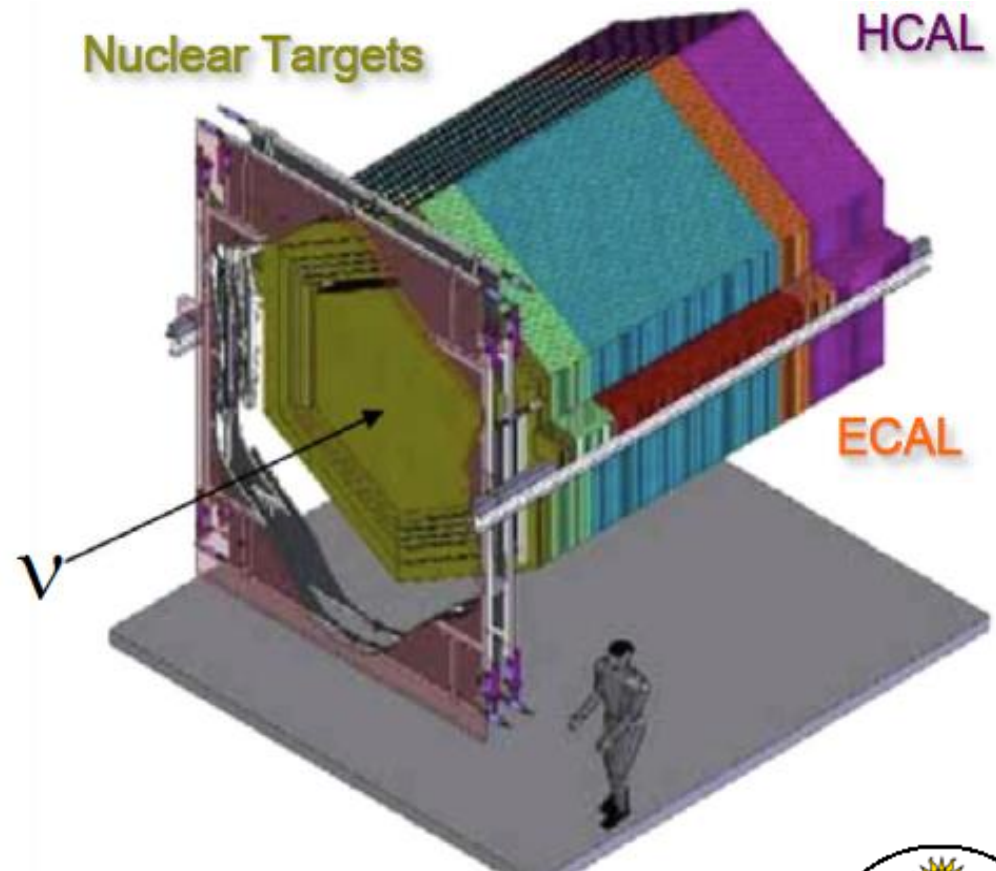




# $\nu$ – N Deep Inelastic Scattering at MINER $\nu$ A



NuFACT 2015  
Rio, August 21<sup>st</sup> '15

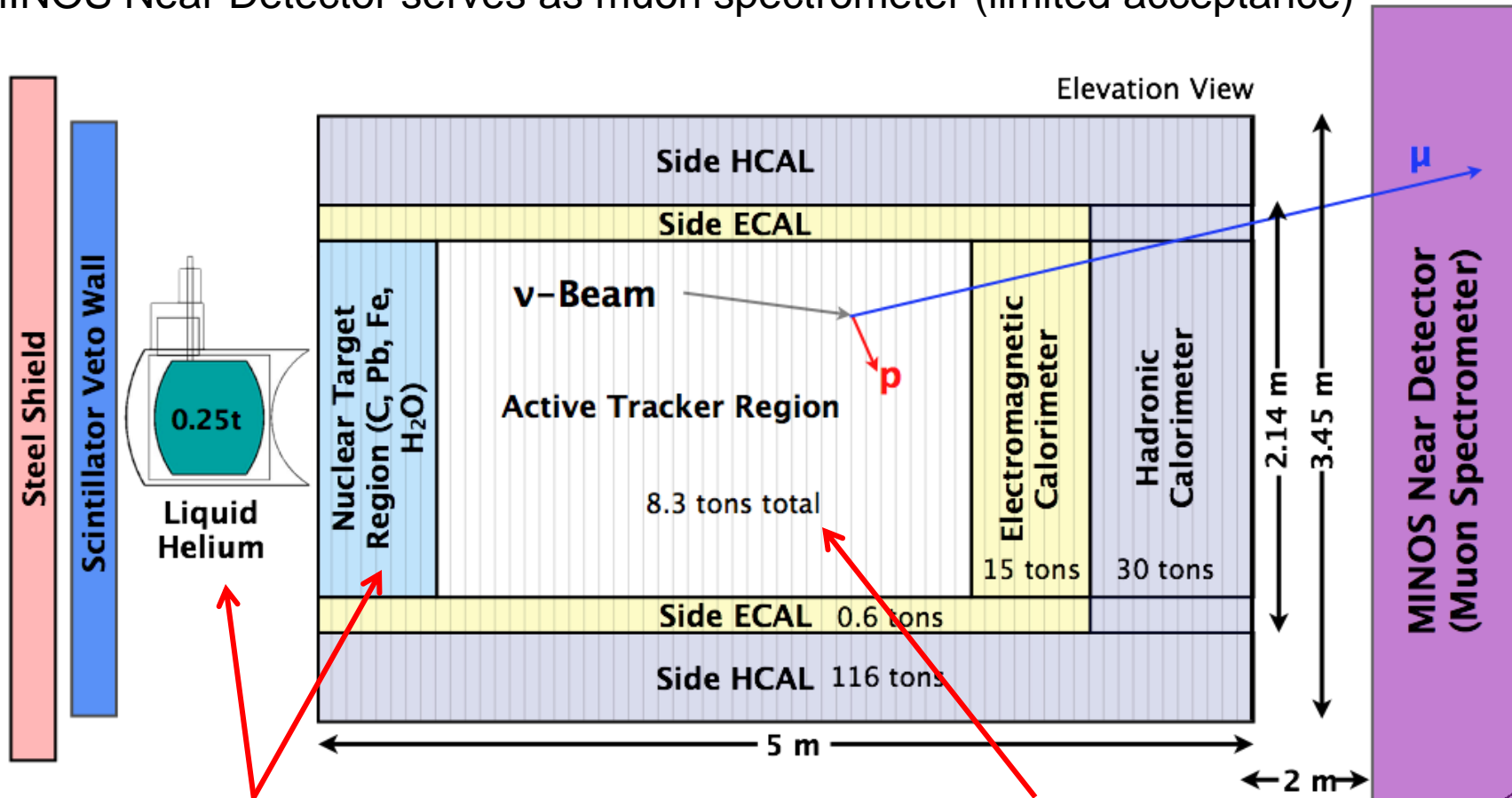
Alessandro Bravar  
Université de Genève  
for the Minerva Collaboration



# The MINERvA Detector

MINERvA, NIM A743 (2014) 130

120 plastic fine-grained scintillator modules stacked along the beam direction for tracking and calorimetry (~32k readout channels with MAPMTs)  
MINOS Near Detector serves as muon spectrometer (limited acceptance)




nuclear targets: He, C, H<sub>2</sub>O, Fe, Pb  
in the same neutrino beam

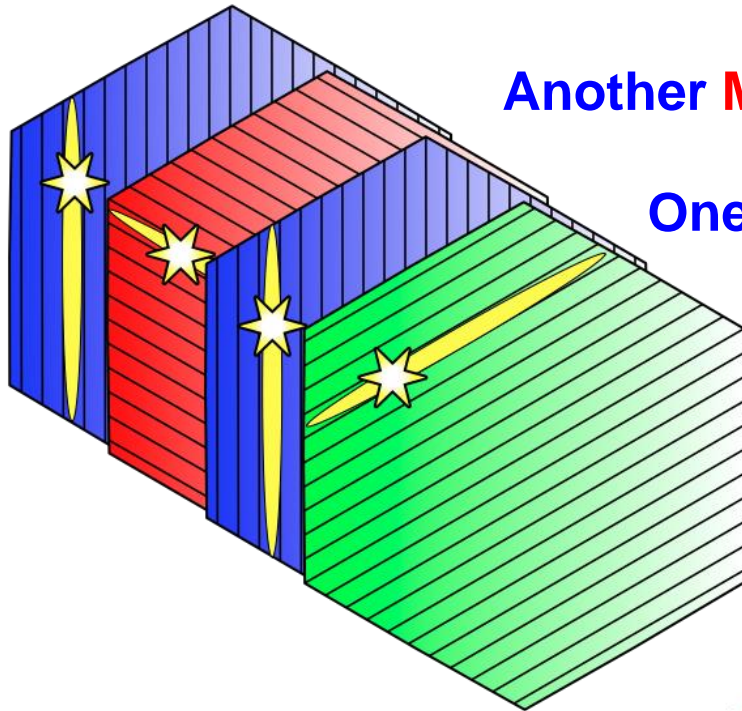
fully active scintillator tracker  
(x/v and x/u modules)



# Detector Technology

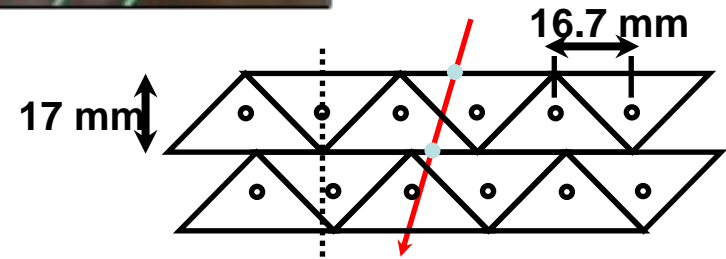


triangular scint. bars  
with WLS fiber  
and MAPMT readout



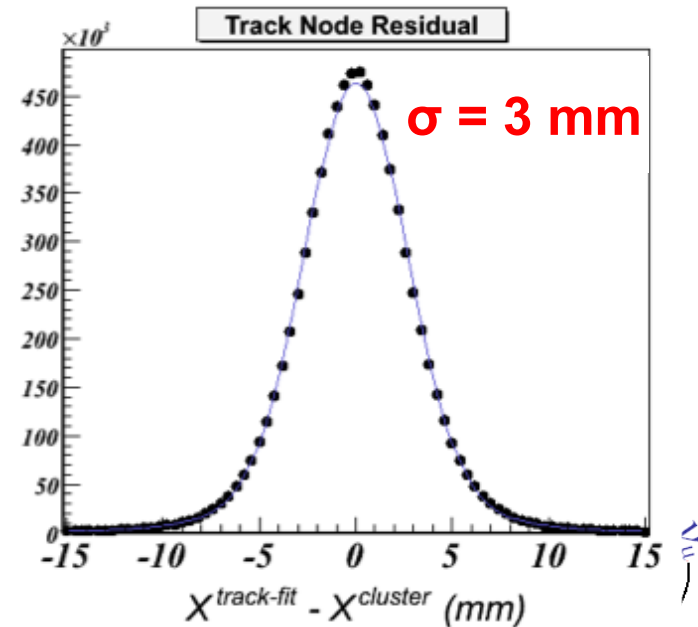
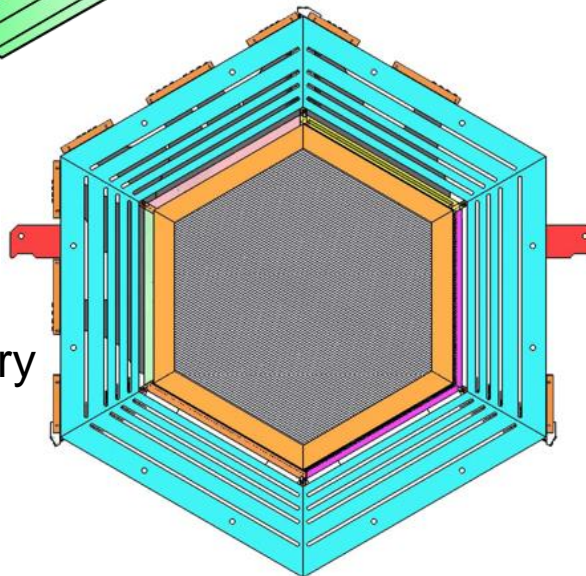
Another Module

One Module

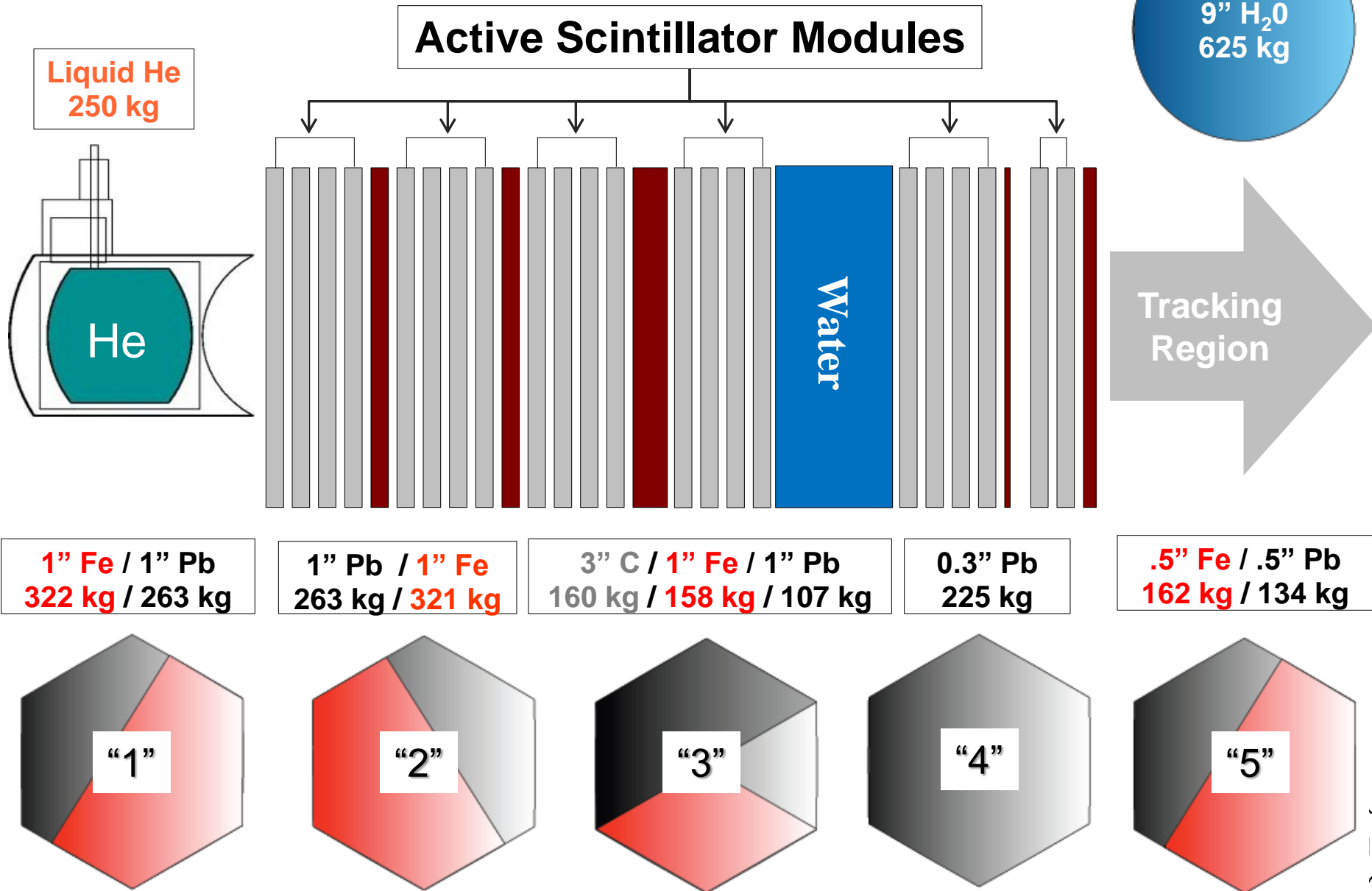


Charge sharing for improved position resolution (~3 mm) and alignment

- Scintillator - tracking
- Lead - EM calorimetry
- Steel - hadronic calorimetry



# Nuclear Targets



# Probing Nucleon Structure with Neutrinos

neutrinos – weak probe of nuclear (low E) and hadronic (high E) structure

Charged lepton scattering data show that quark distributions are modified in nucleons confined (bound) in a nucleus (EMC effect, shadowing at low  $x$ , ...)  
PDFs of a nucleon within a nucleus are different from PDFs of a free nucleon

$\nu$  probes same quark flavors as charged leptons but with different “weights”

$\nu$ 's also sensitive to axial piece of  $F_2$

$\nu$ 's sensitive to  $xF_3$

→ expect different shape ?

→ expect different behavior ?

→  $x \rightarrow 1$  ?

→ is shadowing the same ?

Nuclear effects in neutrino scattering are not well established, and have not been measured directly

experimental results to date have all involved one target material per experiment (Fe or Pb or ...)

MINER $\nu$ A attempts a systematic study of these effects using different  $A$  targets in the same detector exposed to the same neutrino beam



# What Have We Observed with EM Probes ?

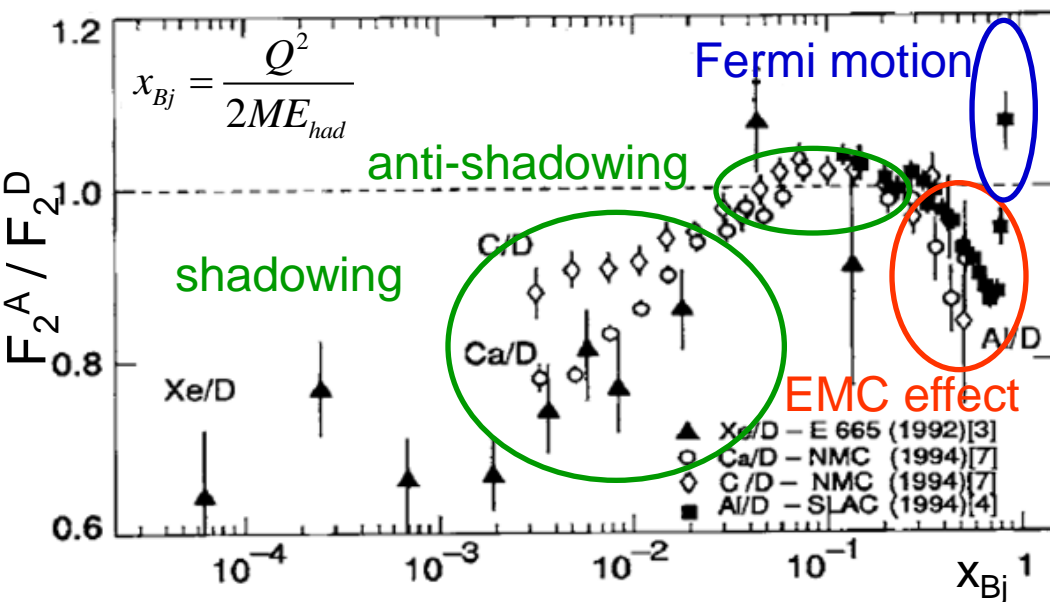
CERN COURIER

Apr 26, 2013

## The EMC effect still puzzles after 30 years

Thirty years ago, high-energy muons at CERN revealed the first hints of an effect that puzzles experimentalists and theorists alike to this day.

### A / D Ratio (e / $\mu$ DIS)



The EMC effect (valence region) does not show a strong A dependence for  $F_2^A / F_2^D$

Bodek-Yang Model (2003)

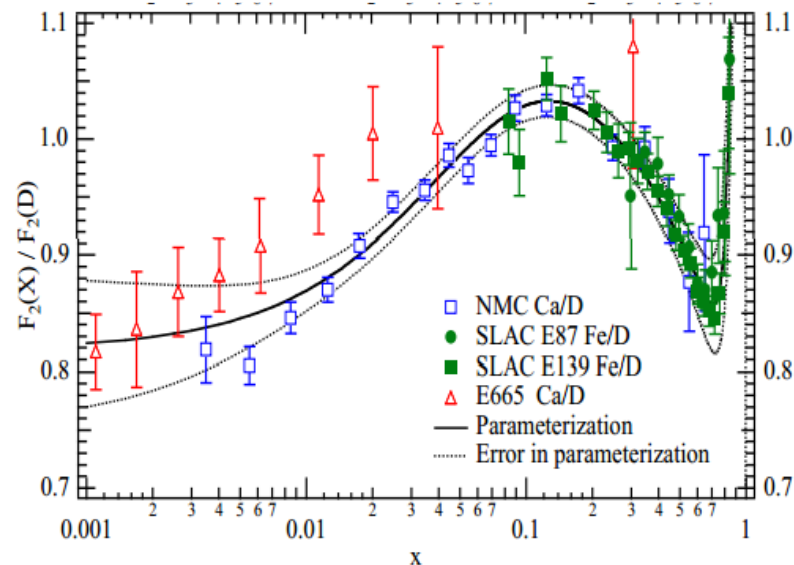
for nuclear modifications

arXiv:hep-ex/0308007

(Neutrino event generators rely on measurements from charged leptons)

Fit to charged lepton data

All nuclei has same modification  
All treated as isoscalar iron



Nuclear modification fit for iron to deuterium ratio

# CTEQ Predictions for MINERvA

General strategy has been to adapt electron scattering effects into neutrino scattering theory

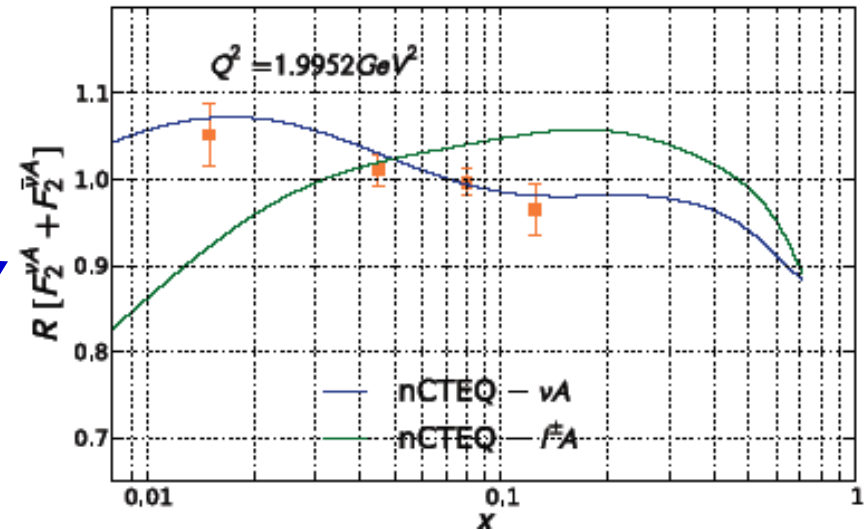
Neutrino event generators rely on measurements from charged leptons

CTEQ tries to fit for nuclear effects by comparing NuTeV structure functions on iron to predicted “n+p” structure functions and comparing to predictions from charged lepton effects:

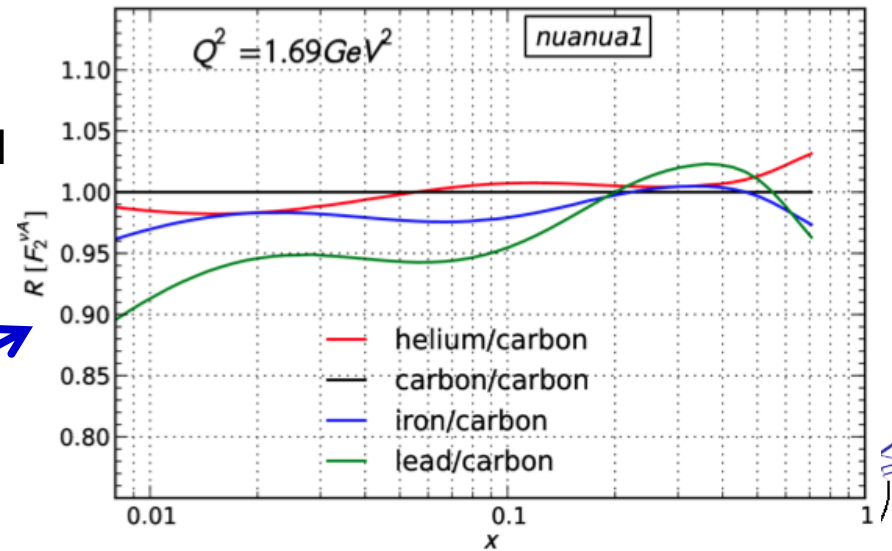
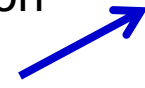
- charged lepton fit undershoots low  $x$   $\nu$  data & overshoots mid  $x$   $\nu$  data
- low  $Q^2$  and low  $x$   $\nu$  data cause tension with the shadowing observed in charged lepton data

CTEQ prediction for the structure function ratios MINERvA can measure  
5% to 10% effects predicted for Pb / C

Should be also studied using D targets.

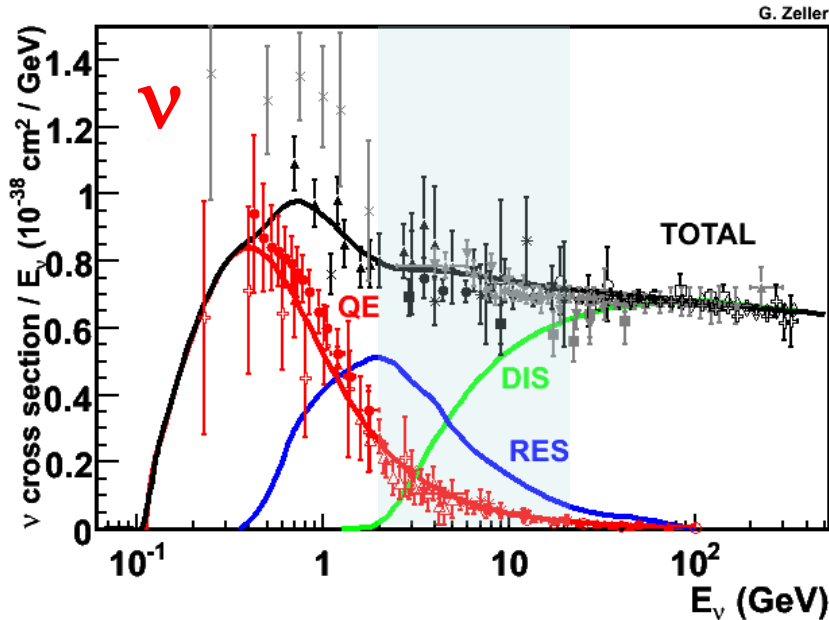


Kovarik PRL106 (2011) 122301

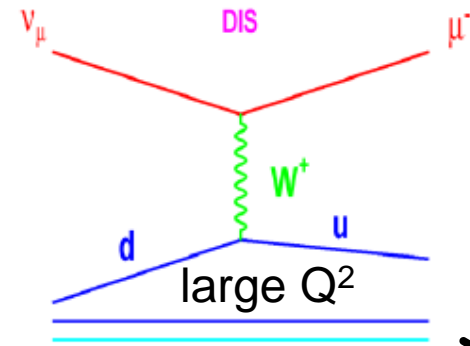
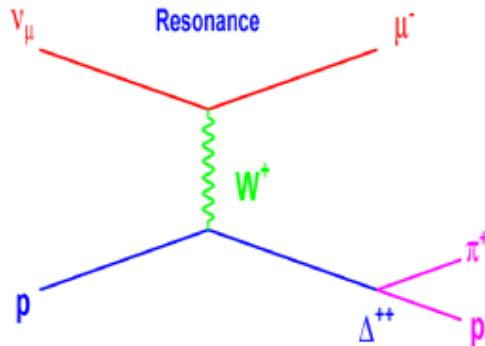
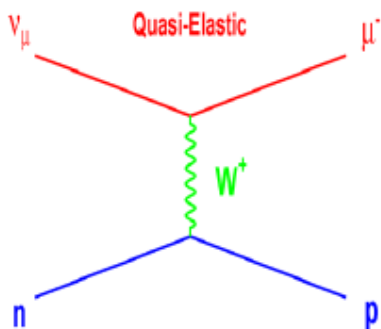
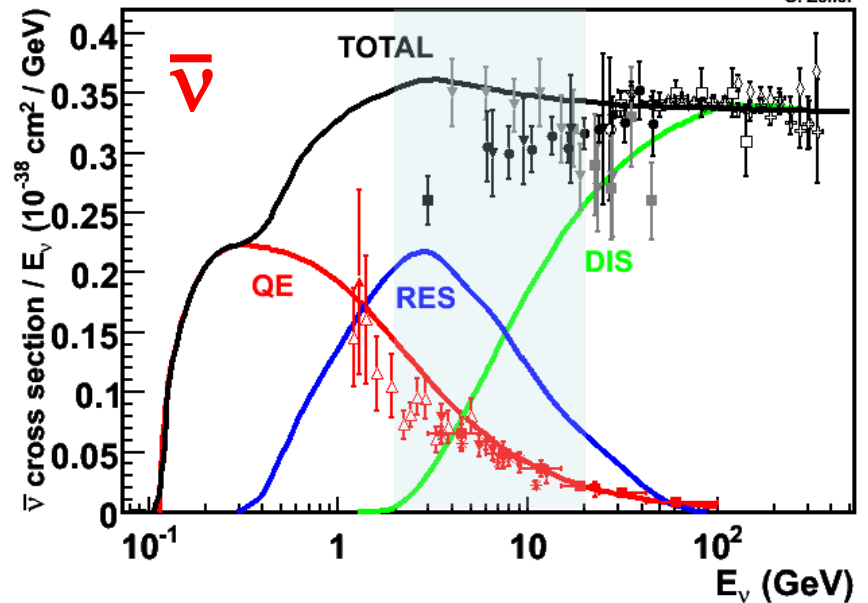


# $\nu$ $\times$ -sections

MINER $\nu$ A measures  $\nu - N$  interactions in the transition region from exclusive states to DIS



Formaggio & Zeller, RMP 84 (2012) 1307



elastic

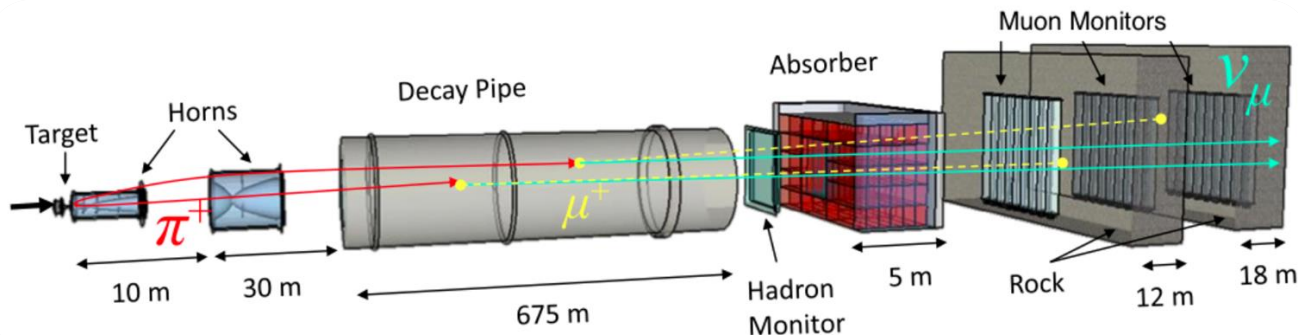
increasing  $E_\nu, Q^2$

inelastic





# The NUMI Beam (Fermilab)



## NuMI (Neutrinos at the Main Injector)

120 GeV protons from Main Injector, ~350 kW

90 cm graphite target

675 m decay tunnel

By moving the production target w.r.t. 1<sup>st</sup> horn and changing the distance between the horns one can modify the  $\nu$  spectrum:

LE (peak ~3 GeV)  $\rightarrow$  ME (peak ~6 GeV)

## Flux determination

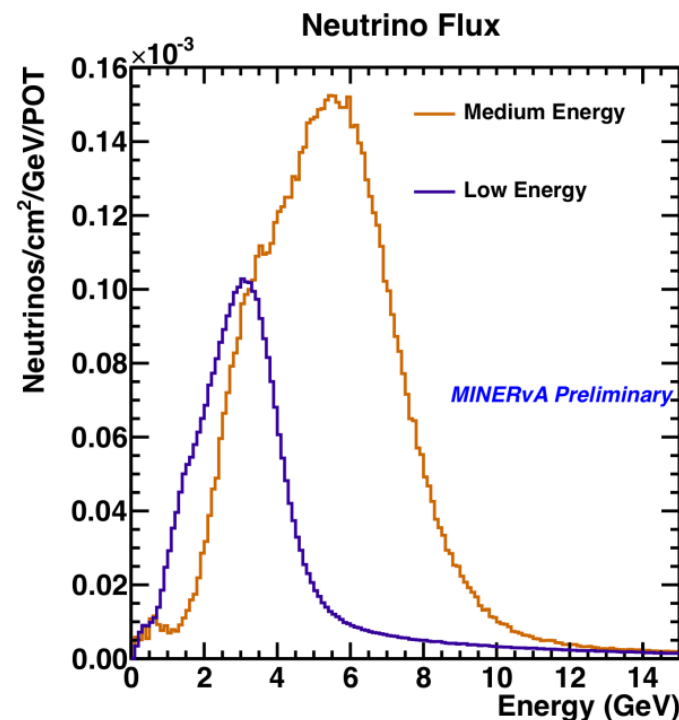
external hadron production data

$\nu - e$  elastic scattering

low- $\nu$  extrapolation

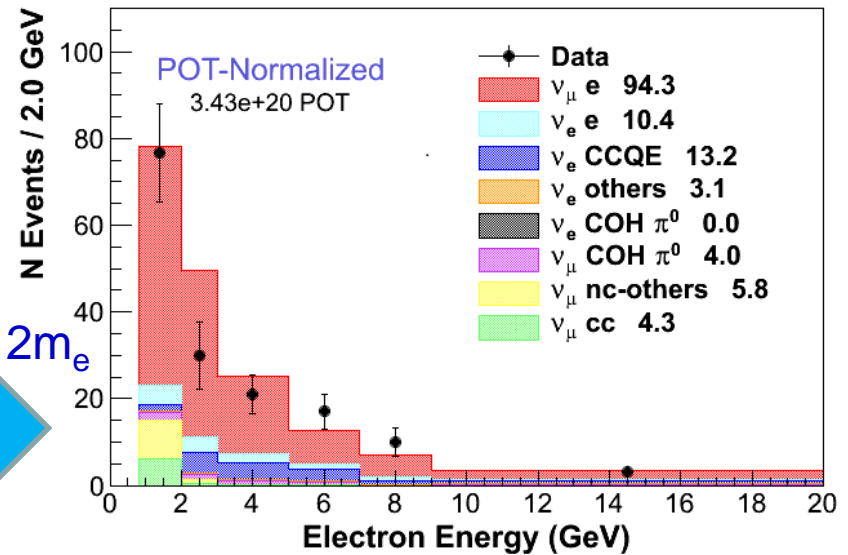
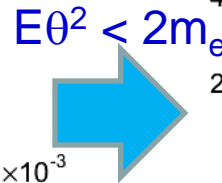
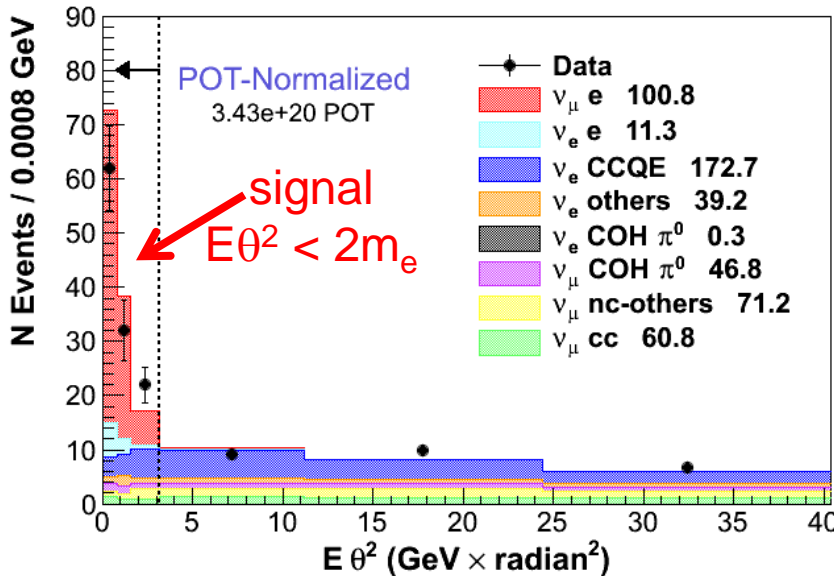
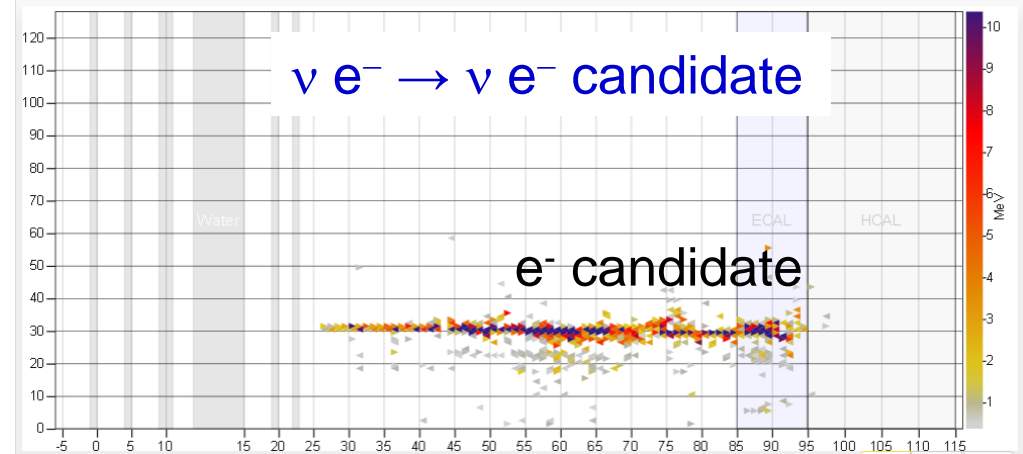
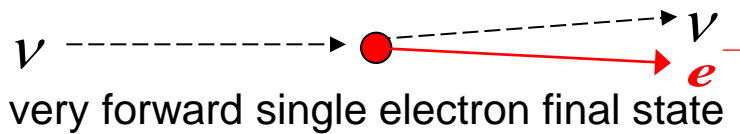
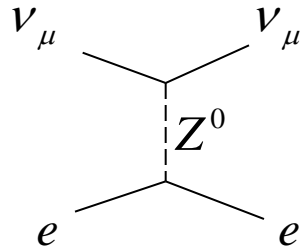
muon monitor data

special runs (vary beam parameters)



# $\nu - e$ elastic scattering

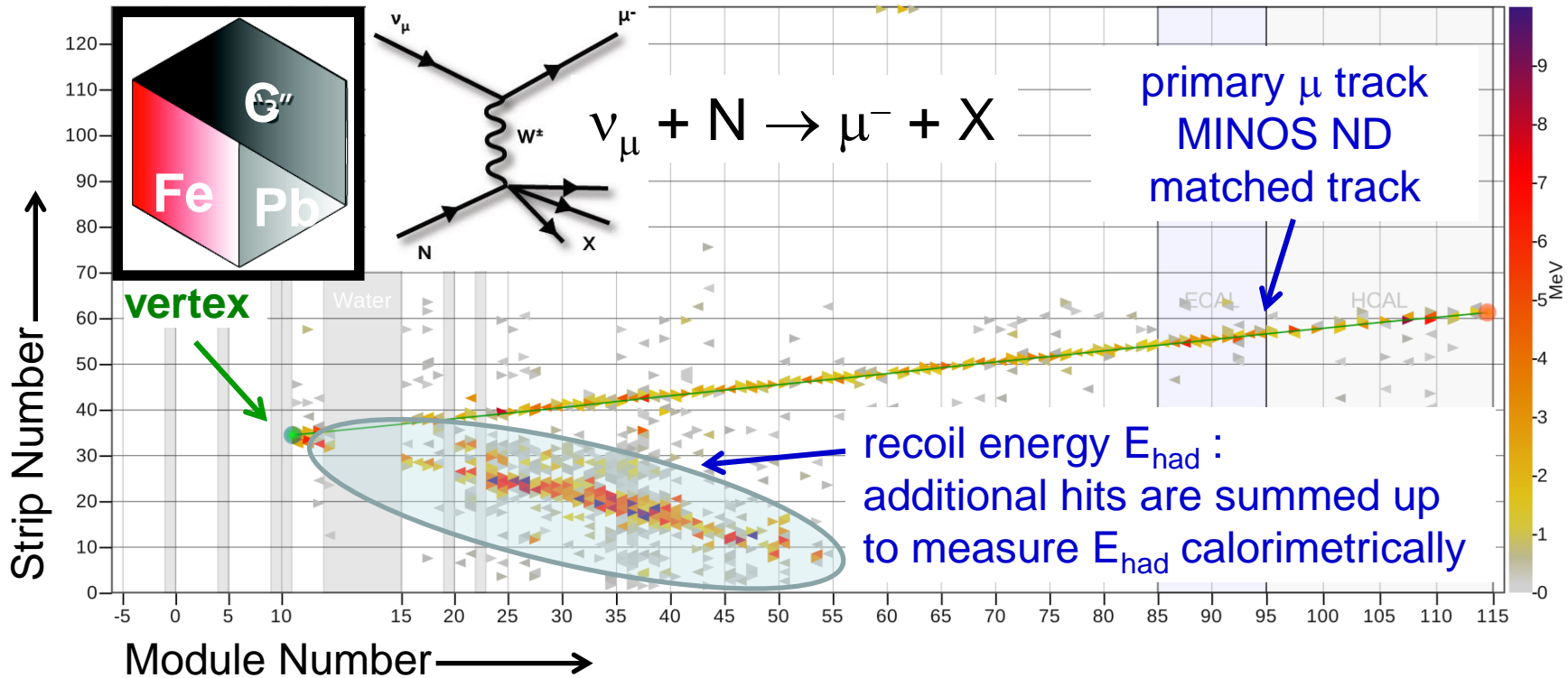
neutrino – electron elastic scattering is the only “standard candle” in neutrino scattering (in situ flux measurement)



~100 events in LE sample → 10% flux constraint (expect 5% precision in ME)



# Event Selection and Reconstruction



## Event selection criteria:

single muon track in MINERvA, well reconstructed and matched into MINOS ND

“standard cuts”:  $2 < E_\nu < 20$  GeV &  $\theta_\mu < 17^\circ$  (MINOS ND acceptance)

$CH_2$ : reconstructed vertex inside fiducial tracker region

nuclear targets: z position of vertex consistent with nuclear target

recoil energy  $E_{recoil}$  reconstructed calorimetrically

$\Rightarrow$  incoming neutrino energy  $E_\nu$ :  $E_\nu = E_\mu + E_{recoil}$



# Recoil Energy

recoil energy  $E_{\text{recoil}}$  reconstructed calorimetrically:

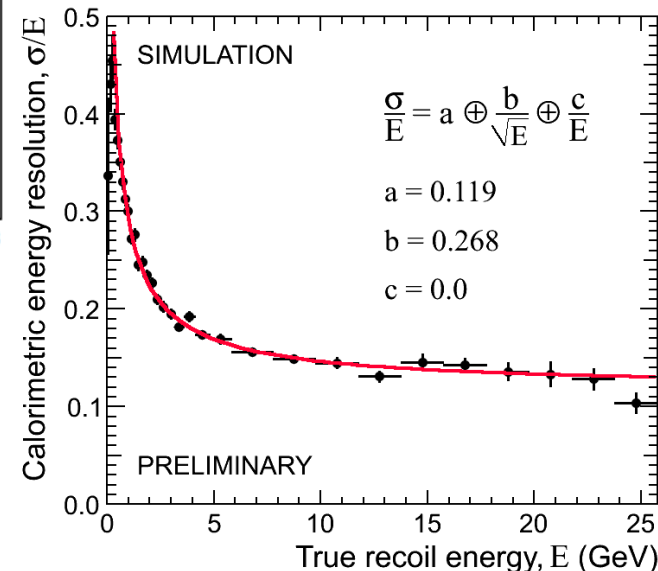
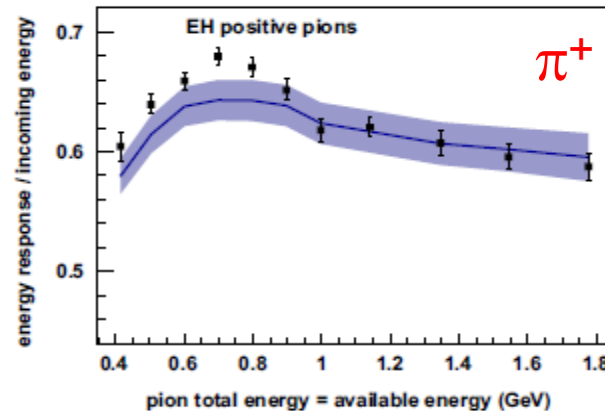
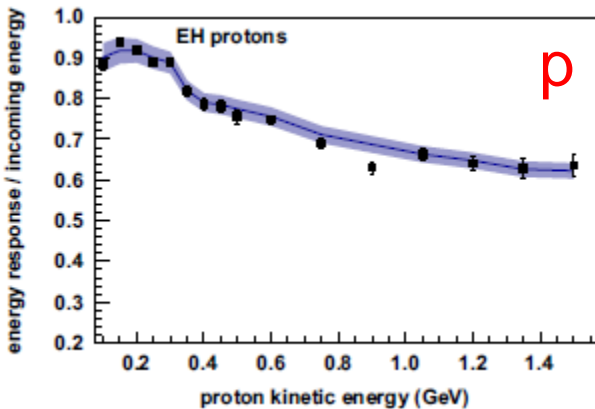
$$\text{calorimetric } E_{\text{recoil}} = \alpha \times \sum_i c_i E_i$$

sum of visible energy, weighted by amount of passive material

MINERvA detector's hadronic energy response is measured using a dedicated test beam experiment at the Fermilab Test Beam Facility (FTFB)

$p / \pi^+ / \pi^-$  response measured with uncertainty < 5%

MINERvA, NIM A789 (2015) 28



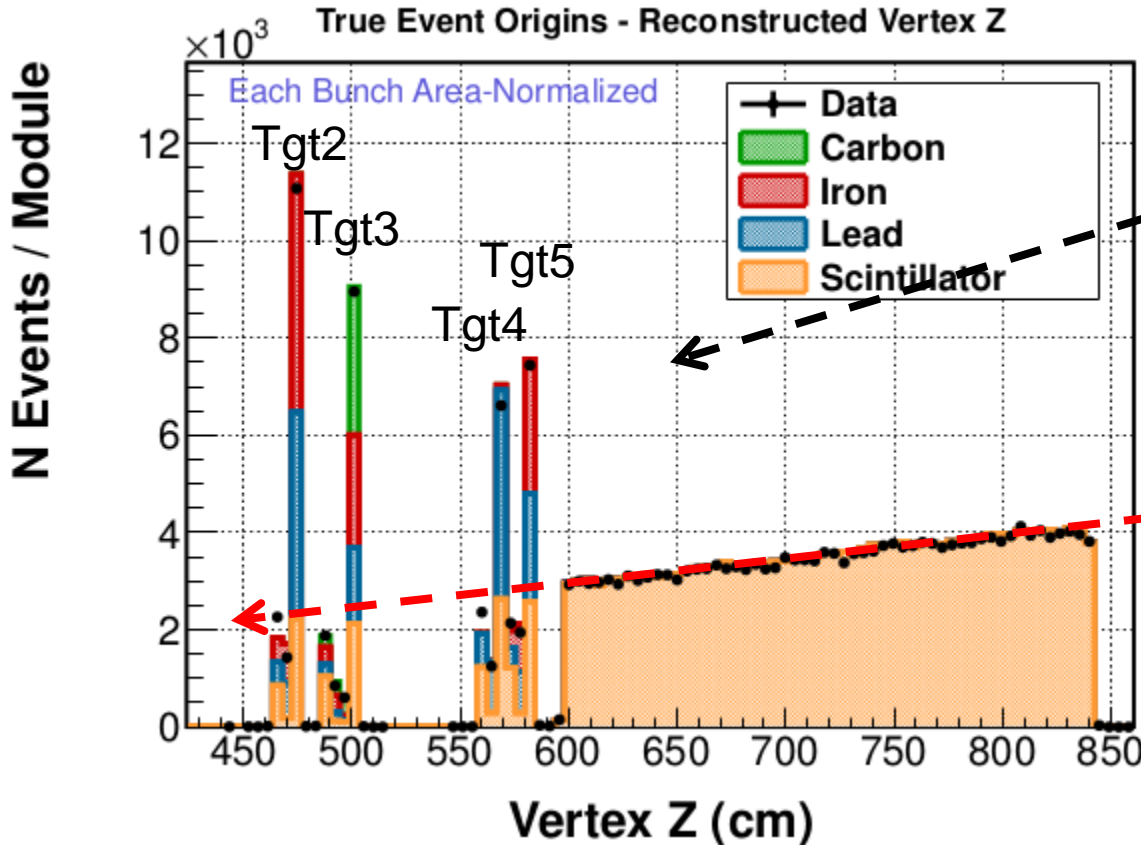
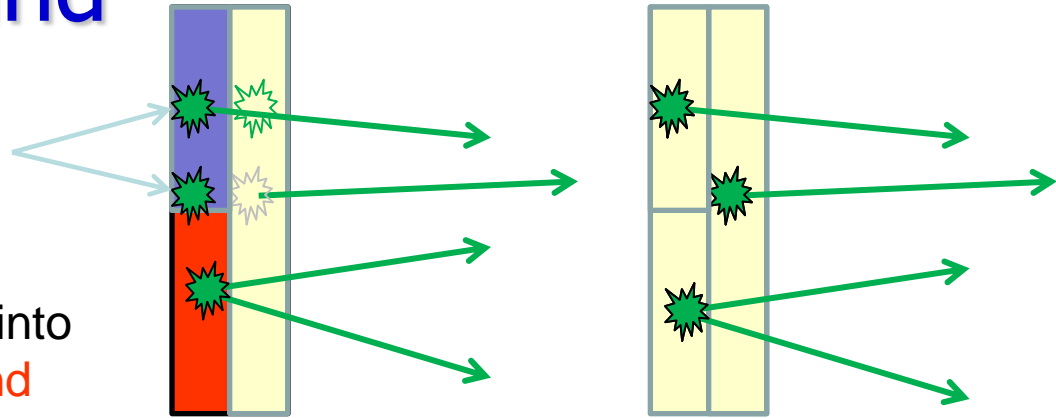
Hadronic energy reconstruction uncertainty estimated from difference between test beam data and GEANT MC.

# “Plastic” Background

Project the one track events to the passive target's center in z

This is the best guess of the vertex

Scintillator events wrongly accepted into passive target sample are **background**

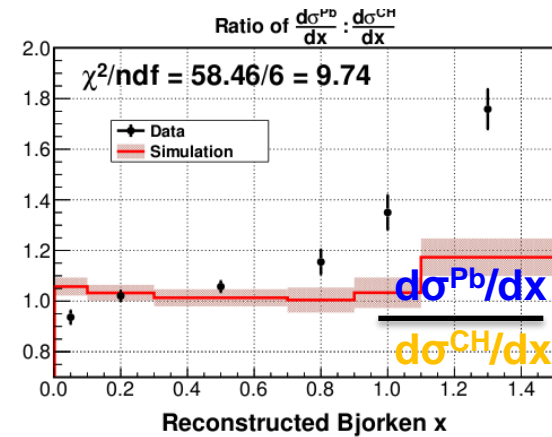
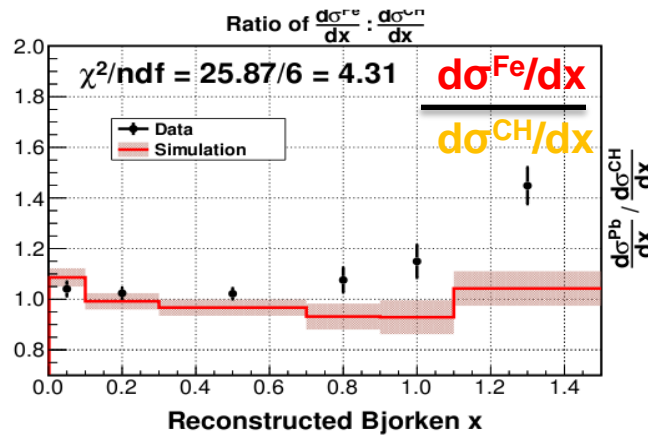
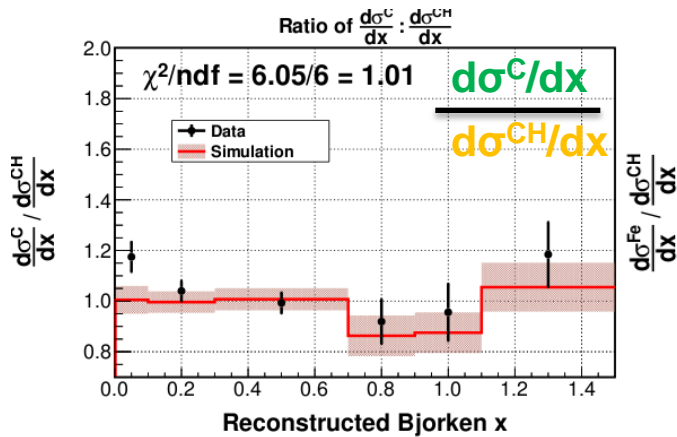


background : these peaks are at the location of the first module downstream of the passive targets

use downstream tracker modules to predict and subtract the “plastic background”



# Inclusive Cross Section Ratios – $d\sigma / dx_{Bj}$



Reconstructed  $x$  (no correction for detector smearing)

Tice, PRL 112 (2014) 231801

Taking ratios removes uncertainties due to the neutrino flux, acceptance, ...

*At low  $x$* ,  $x < 0.1$ , observe a *deficit* that increases with the size of the nucleus (possibly additional nuclear shadowing in  $\nu$  scattering, *study more directly in DIS*)

*At high  $x$* ,  $x > 0.7$ , observe an *excess* that grows with the size of the nucleus (events are dominated by CCQE and resonances)

These effects are not reproduced by current neutrino interaction models

GENIE assumes an  $x$  dependent effect from charged lepton scattering on nuclei but  $\nu$  sensitive to  $xF_3$  and also to the axial part of  $F_2$

When studied as a function of  $E_\nu$ :

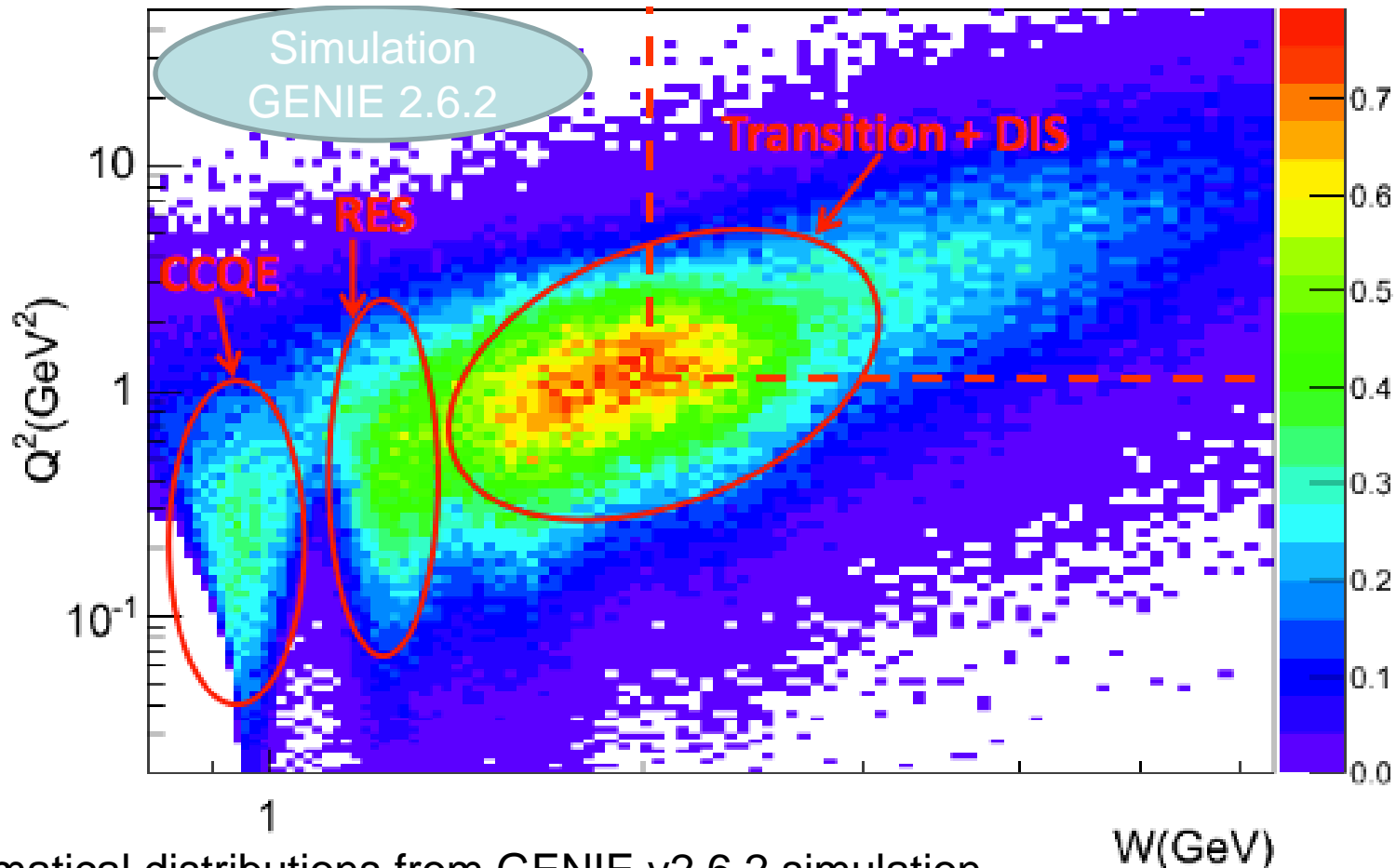
no evidence of tension between MINER $\nu$ A data and GENIE 2.6.2 simulations



# W – Q<sup>2</sup> Kinematical Region in LE

Select DIS sample by requiring  $Q^2 > 1.0 \text{ GeV}^2$  and  $W > 2.0 \text{ GeV}$   
(these cuts remove the quasi-elastic and resonant “background”)

z axis :  $10^3$  events /  $3 \times 10^3$  kg of C /  $5e20$ POT



kinematical distributions from GENIE v2.6.2 simulation  
events shown have muon tracked in MINOS



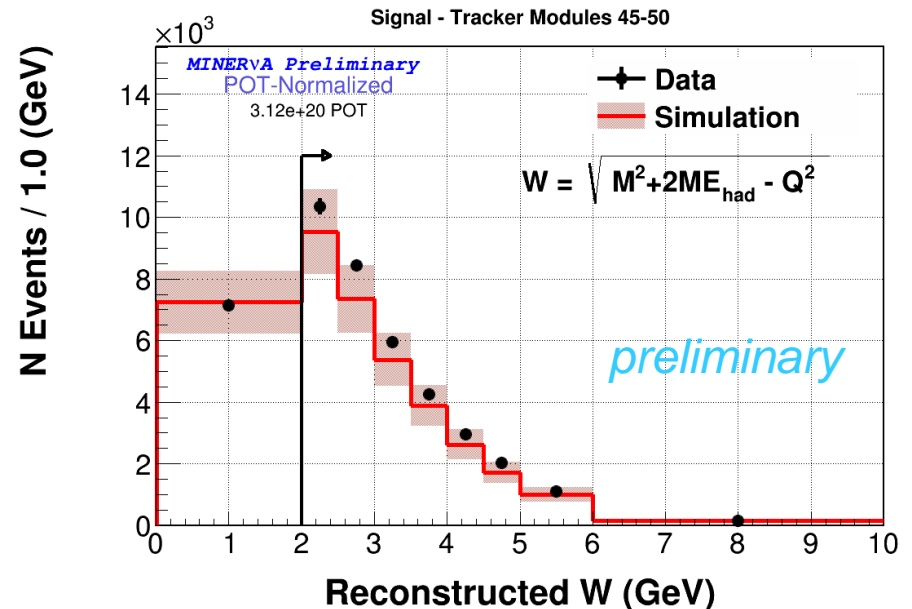
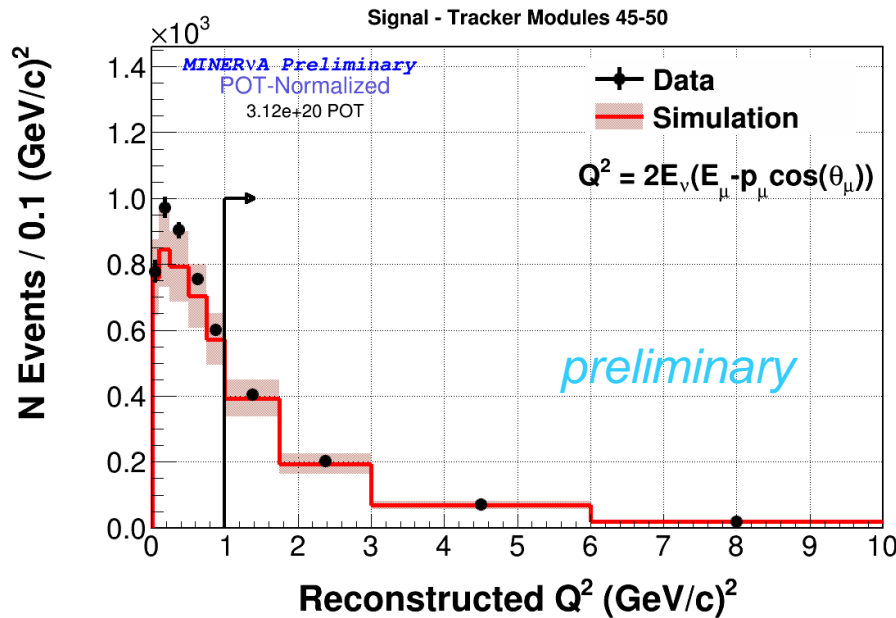


# From Inclusive to DIS

Select DIS sample by requiring  $Q^2 > 1.0 \text{ GeV}^2$  and  $W > 2.0 \text{ GeV}$

These cuts remove the quasi-elastic and resonant events from the inclusive sample, and allow us to interpret our data on the partonic level.

Cuts are illustrated for CH events between  $5 < E_\nu < 50 \text{ GeV}$  and  $\theta_\mu < 17^\circ$



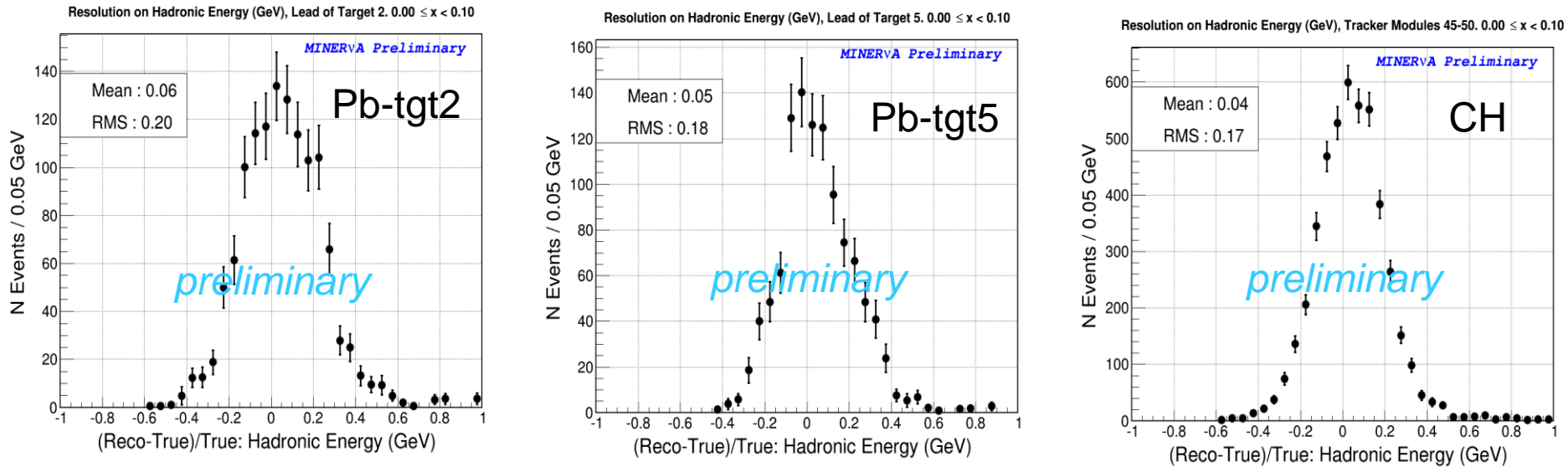
After making kinematic cuts on  $Q^2$  and  $W$ , we are left with a background of events with *true*  $Q^2 < 1.0 \text{ GeV}^2$  and  $W < 2.0 \text{ GeV}$  that smear into the sample

Estimate this background in the nuclear targets and scintillator using MC tuned to data using events adjacent to  $W = 2 \text{ GeV}$  and  $Q^2 = 1 \text{ GeV}^2$



# Hadronic Energy Resolution

Hadronic energy reconstructed for DIS interactions on different “targets” ( $x < 0.1$ )



downstream

Accuracy of high-energy, low  $x$  hadronic showers reconstruction is very similar between nuclear targets and tracker modules with a resolution  $\sigma > 20\%$

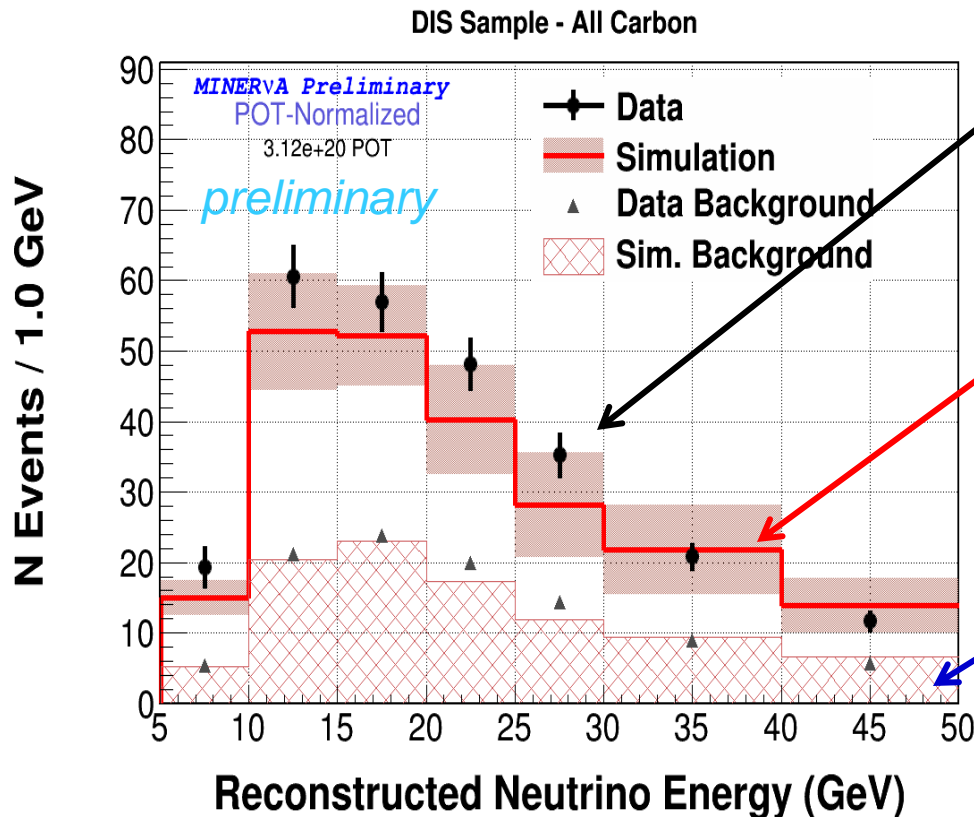
Simulation adequately accounts for the different detector geometry and composition seen by hadronic showers, regardless of where the interactions originate



# DIS Sample ( $E_\nu$ )

DIS sample:  $Q^2 > 1.0 \text{ GeV}^2$  and  $W > 2.0 \text{ GeV}$   
 $5 < E_\nu < 50 \text{ GeV}$  and  $\theta_\mu < 17^\circ$

Carbon target



Data events reconstructed in C, with non-DIS events subtracted

Simulated DIS events, reconstructed in C

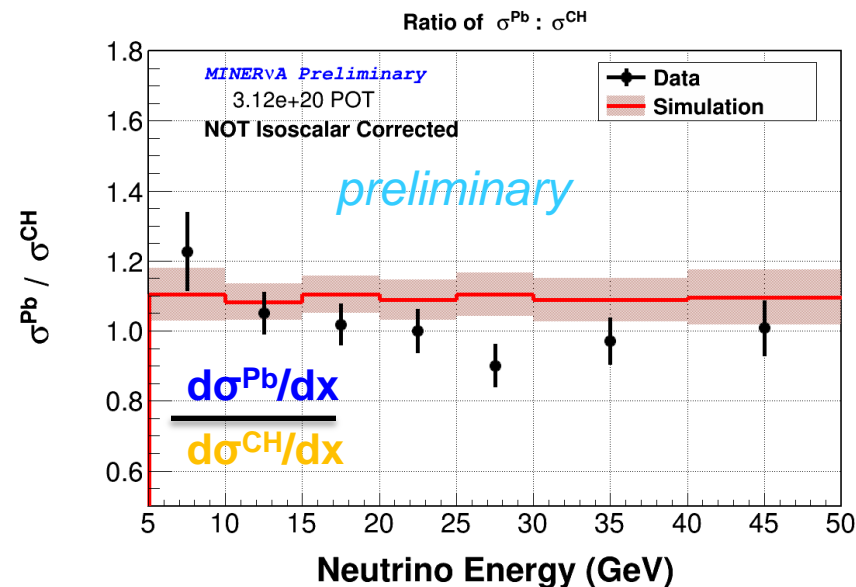
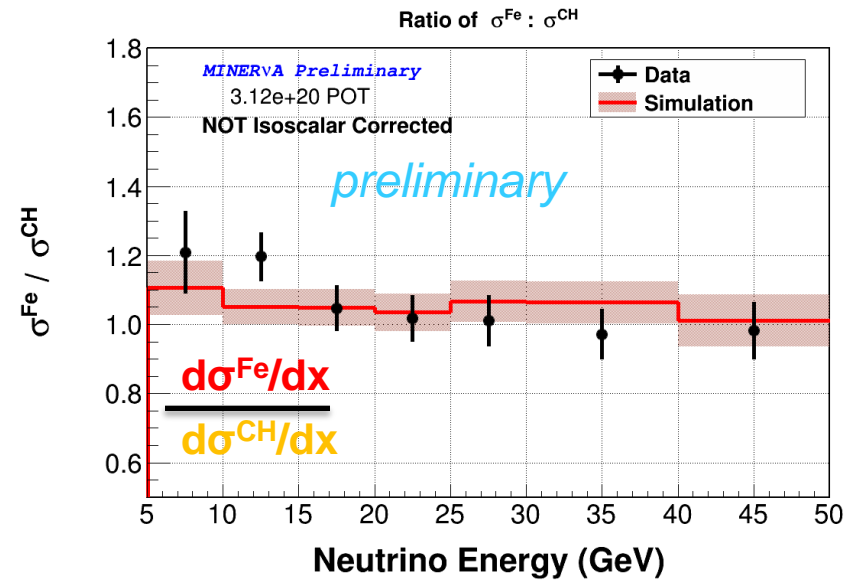
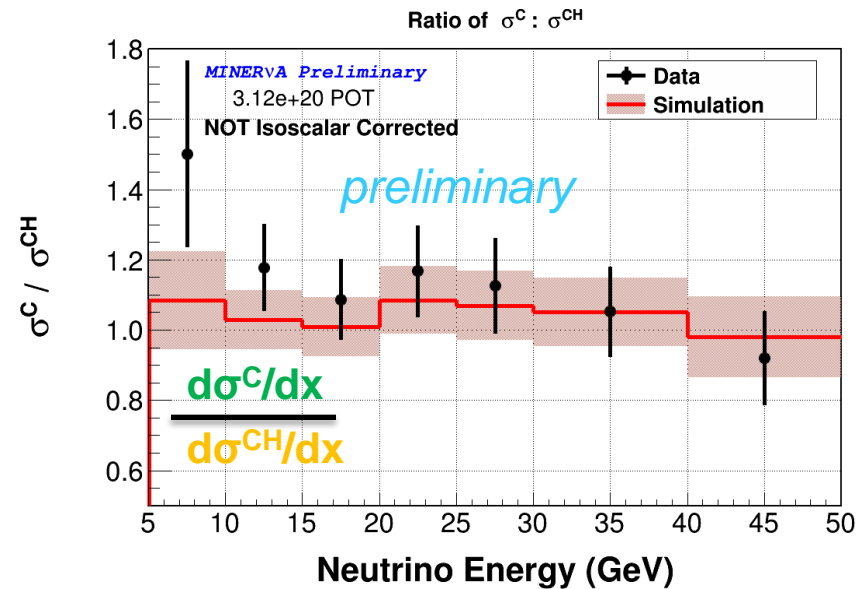
CH events in scintillator surrounding target, with non-DIS events subtracted

Subtract these CH events to obtain a sample of DIS on C in data and MC



# DIS Cross Section Ratios – $\sigma(E_\nu)$

J. Mousseau, PhD



DIS cross section ratios on C, Fe, and Pb compared to CH as a function of  $E_\nu$

“Simulation” based on nuclear effects observed with electromagnetic probes

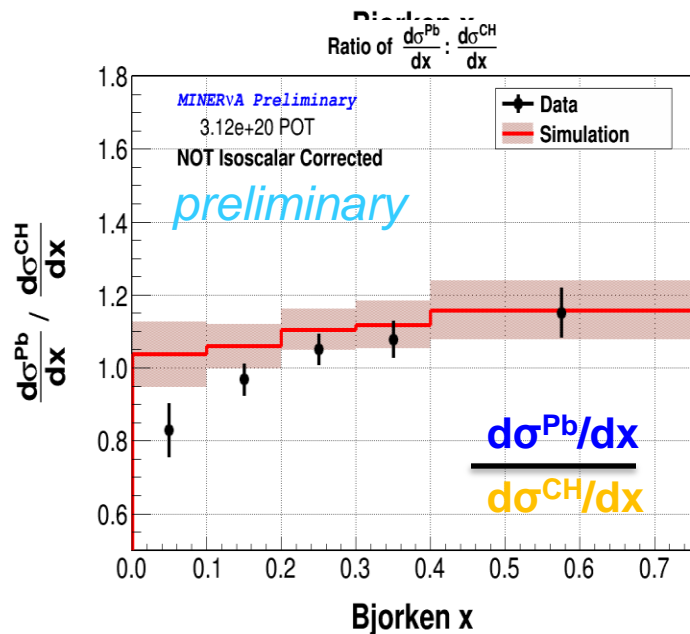
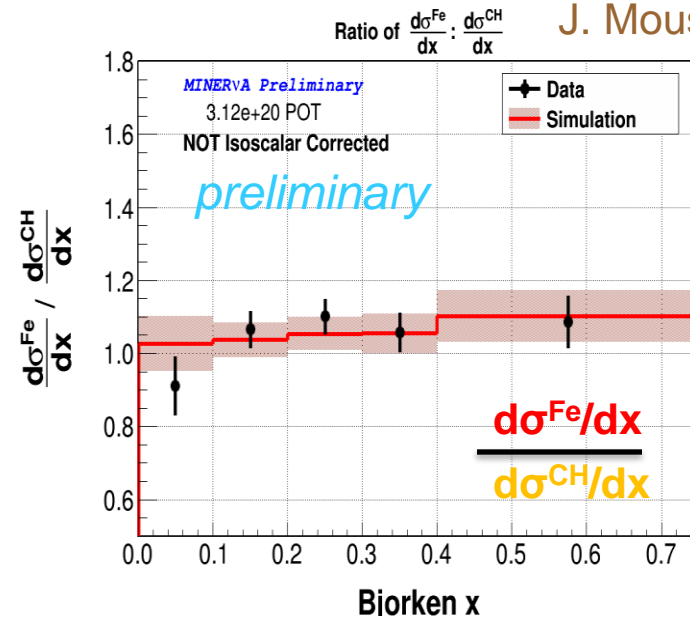
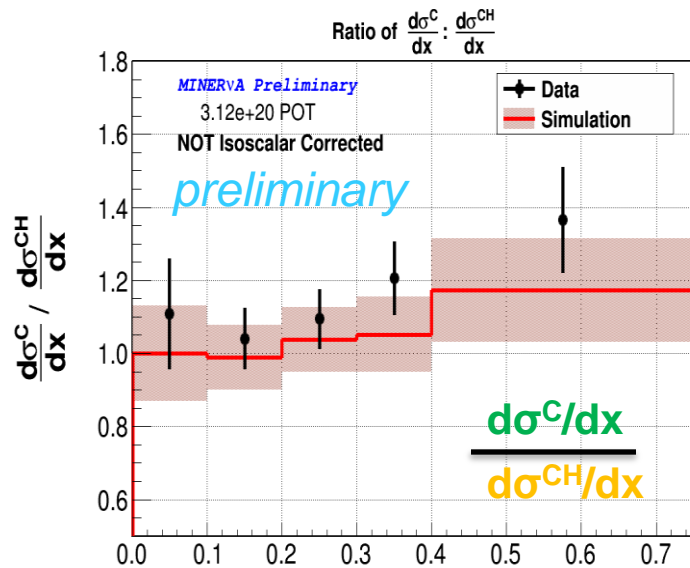
Ratios of the heavy nuclei to lighter CH are evidence of nuclear effects

Observe no neutrino energy dependent nuclear effect



# DIS Cross Section Ratios – $d\sigma / dx_{Bj}$

J. Mousseau, PhD



Unfolded x (detector smearing)

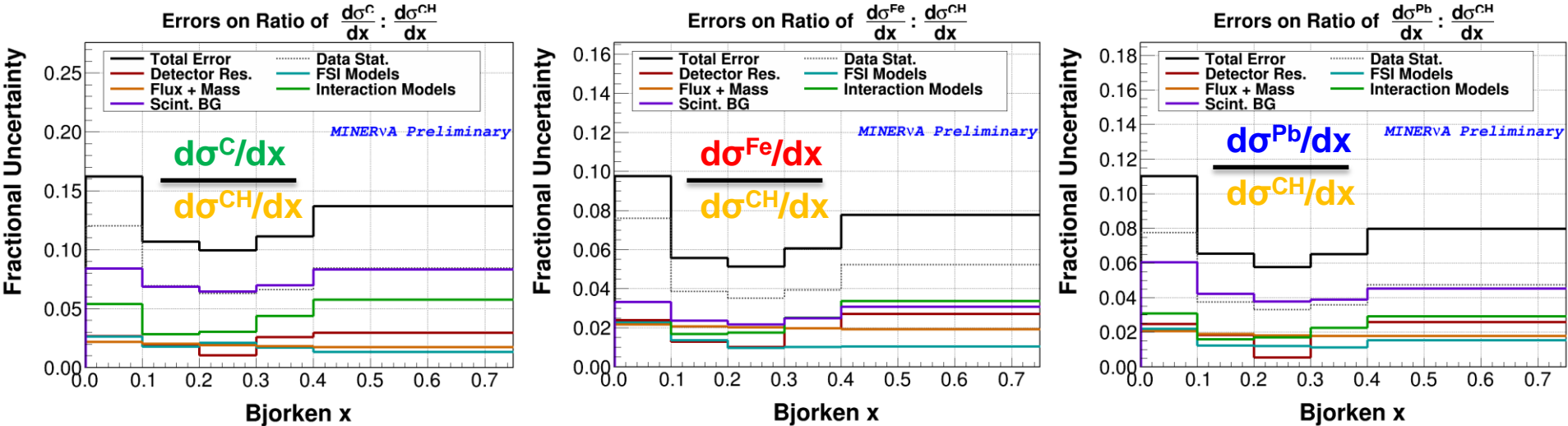
DIS: interpret data at partonic level  
 $x$  dependent ratios directly translates to  
 $x$  dependent nuclear effects

(cannot reach the high- $x$  with LE data sample)

MINERVA data suggests additional nuclear shadowing  
in the lowest  $x$  bin ( $\langle x \rangle = 0.07$ ,  $\langle Q^2 \rangle = 2 \text{ GeV}^2$ )

In EMC region ( $0.3 < x < 0.7$ ) good agreement  
between data and models

# Cross Section Ratios Uncertainties ( $x_{Bj}$ )



Taking ratios removes large uncertainties due to the neutrino flux

Uncertainties similar across different targets, all targets in same beam

→ flux largely cancels

→ similar acceptance and reconstruction

(however efficiency correction introduces cross section model uncertainties)

Most of the uncertainty stems from data statistics

(higher intensity, higher energy ME beam will improve this substantially)

“Plastic” background subtraction introduces a larger uncertainty in  $x$  (not in  $E_\nu$ )

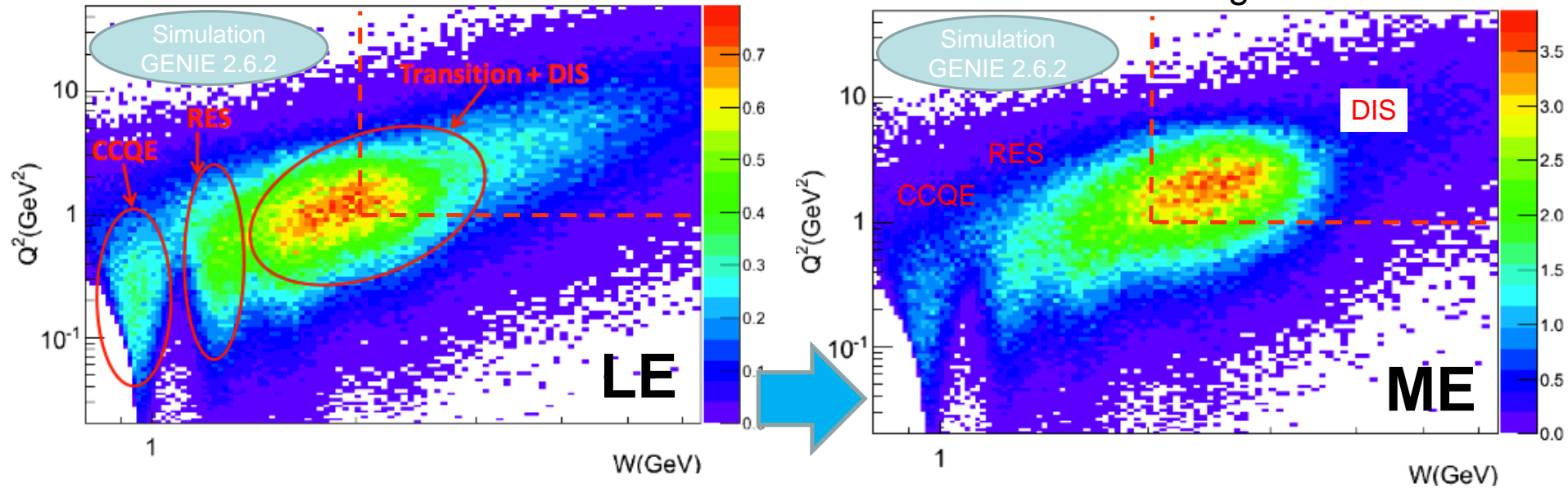
Current errors allow to observe ~10 % nuclear effects



# Prospects for DIS with ME Beams

W – Q<sup>2</sup> Kinematical Region in LE and ME

z axis : 10<sup>3</sup> events / 3 x 10<sup>3</sup> kg of C / 5e20 POT



Many more neutrino interactions in DIS regime

- increased statistics (beam intensity, energy)
- improve on systematical uncertainties
- structure function measurements on different nuclei
- probe quark flavor dependence of nuclear effects

Requested 10 x 10<sup>20</sup> POT in neutrino and  
12 x 10<sup>20</sup> POT in antineutrino mode



# Conclusions

MINER $\nu$ A attempts a systematic study of nuclear medium modifications and hadronic structure using different nuclear targets in the same detector exposed to the same neutrino beam

First measurement of ratios of neutrino cross sections on different nuclei in the DIS regime

These measurements may be interpreted directly as  $x$  dependent nuclear effects

Observe no significant  $E_\nu$  dependences compared to theory

In the EMC region ( $0.3 < x < 0.7$ ) good agreement between data and models (GENIE assumes an  $x$  dependent effect from charged lepton scattering on nuclei)

MINER $\nu$ A data suggests additional nuclear shadowing in the lowest  $x$  bin ( $\langle x \rangle = 0.07$ ,  $\langle Q^2 \rangle = 2 \text{ GeV}^2$ )

Data taking with a “Medium Energy”  $\nu$  beam started in fall 2013  
 $E_\nu$  peak  $\sim 6 \text{ GeV}$ , already more POT ( $6 \times 10^{20}$ ) than LE data taking

The higher neutrino beam energy allow us to access the DIS region and study quark distributions over a broad  $x_{Bj}$  range

Increased statistics gives nuclear target ratios for all interactions





# The MINERvA Collaboration



~65 collaborators (from nucl. and part. physics)

~20 institutions

Centro Brasileiro de Pesquisas Físicas, Rio de Janeiro, Brazil

UC Irvine, Irvine, CA

University of Chicago, Chicago, IL

Fermi National Accelerator Laboratory, Batavia, IL

University of Florida, Gainesville, FL

Université de Genève, Genève, Switzerland

Universidad de Guanajuato, Guanajuato, Mexico

Hampton University, Hampton, VA

Mass. Col. Lib. Arts, North Adams, MA

University of Minnesota-Duluth, Duluth, MN

Northwestern University, Evanston, IL

Oregon State University, Portland, OR

Otterbein College, Westerville, OH

University of Pittsburgh, Pittsburgh, PA

Pontificia Universidad Católica del Perú, Lima, Peru

University of Rochester, Rochester, NY

Rutgers University, Piscataway, NJ

Universidad Técnica Federico Santa María, Valparaiso, Chile

Tufts University, Medford, MA

Universidad Nacional de Ingeniería, Lima, Peru

College of William & Mary, Williamsburg, VA

